



PIXIE PAINT



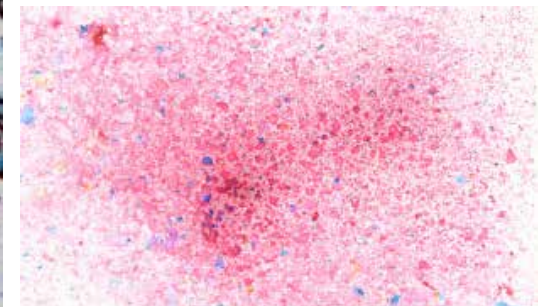
Cosmo Cricket
julie comstock



Wet application:

1. Paint area with clear water using a clean brush.
2. Hold Pixie Paint container fairly horizontal and tap slightly on the bottom letting powder fall onto the wet surface.
3. The colors will activate upon contact. Each container holds a blend of colors resulting in dramatic and unexpected effects.
4. Use your brush to blend the paint as desired.

The wet application will show less color variation than the dry application. The result is more swirly than splotchy.



Dry application:

1. Hold Pixie Paint container fairly horizontal and tap slightly on the bottom letting powder fall onto the dry surface.
2. Use a completely dry brush to move the pigment to the desired areas.
3. Spritz with a spray bottle to activate paint.
4. With the above image, I used only the Harbor color. I went over the areas inside the continents with a damp brush to blend the colors further.



[CLICK HERE FOR A TUTORIAL](#)

Pre-Activated application

1. Dissolve the Pixie Paint into water and then use it as a liquid watercolor.

I like to fill a waterbrush with the liquid Pixie Paint.

I pick up a coordinating watercolor on the tip of the brush and let the Pixie Paint work it's way down to create colors that change while I'm painting.

The above project was painted with just yellow watercolor and a waterbrush filled with dissolved Pixie Paint in Harbor.

All the greens are blends that happened as I painted.



Wet Application Examples



Sprinkle a little Pixie Paint onto your wet watercolor surface and watch as multiple hues come to life. Each Pixie Paint comes pre-mixed with three different hues that blend together creating multiple tints and shades to create some of the most interesting effects ever.

Dry Application Examples





#PIXIEPAINT
#COSMOCRICKET
#JUSTADDDWATERCOLOR
#WATERCOLOR

FOR MORE INSPIRATION:
[BLOG](#)

[INSTAGRAM](#)

[FACEBOOK](#)

FOR PRODUCT AND
SOCIAL MEDIA IMAGES:
[CLICK HERE](#)

PRODUCT FEATURED:

Pixie Paint Pool COS68751 MOQ3 MSRP \$5.99

Pixie Paint Ruby COS68754 MOQ3 MSRP \$5.99

Pixie Paint Harbor COS68752 MOQ3 MSRP \$5.99

Pixie Paint Candy COS68739 MOQ3 MSRP \$5.99

www.cosmocricket.com

To order, please contact Advantus Corp.

Phone: 904-482-0092

Email: crafts@advantus.com

Fax: 904-482-0099